

NLT Trade Alerts: Never be late for a Trade!

In financial markets, where volatility and unpredictability often reign supreme, having a trusted partner by your side can make all the difference. Enter NeverLossTrading, a cutting-edge system designed to help traders navigate the markets precisely and confidently. As a trusted source for market analysis, NeverLossTrading empowers traders with the tools and indicators needed to uncover market potentials and make informed decisions.



Whether you are a day trader, swing trader, or longer-term investor, making fact-based and informed decisions is the key to success. Solid analysis, visualization of potentials (letting the chart tell when to buy or sell), and outlook on how far price moves can reach are critical elements on which every trader should base decisions.

With NeverLossTrading, you can analyze the markets independently with adequate scanners and watch list indicators, or you can get our analysis and outlook catered to your inbox: We publish the NLT Alerts between 1 a.m. and 5 a.m. ET, putting traders in the position to act when a new day starts. We analyze on multiple levels and publish our findings in Excel reports and summary sheets, constantly referencing and checking back to let the chart tell when to buy or sell.

A Data-Driven Approach to Market Analysis

At NeverLossTrading, we commit to data-driven decision-making, taking it further by providing traders with a comprehensive set of proprietary indicators and strategies that show on the chart when and why to act by specifying:

- Price thresholds for entering into a transaction: Buy > and Sell <, helping you to act with buy-stop and sell-stop orders
- System set targets, printed on the chart dashboard and visualized by dots on the chart.
- Stop levels: when is the forecasted outlook wrong, and you either accept the stop or apply the NLT trade adjustment method to repair the trade instead of accepting the stop.

Critical Indicators for Market Analysis

We analyze the financial markets at multiple levels and produce reports on the level of:

- Stock trading opportunities
- Market sector analysis
- Institutional fund investments
- Unusual options activity
- Swing and price turning points
- Analysis of various futures contracts and FOREX pairs

Our unique set of indicators analyzes market conditions intraday and at the end of the day.

- NLT Top-Line: The NLT Top-Line indicators identify leading instruments across various asset classes, allowing traders to focus on assets with the most potential.
- NLT HF-Indicator: This indicator helps traders identify high-frequency market participation, providing insights into market momentum and potential directional shifts.

- **NLT Trend Catching:** This indicator helps traders identify and follow trends, enabling them to ride winning trades while minimizing losses.
- **NLT Timeless Trading:** Act differently and at crucial intraday price turning points with the help of a concept that considers price change as the critical decision-making element in day trades and swing trades.

Detecting Market Potentials

While most publications focus on detecting leading stocks poised for growth, we adopt our concept through all asset classes, providing traders with the tools to detect market potentials in real time, providing:

- **High-probability trade setups,** helping traders pinpoint entry and exit points with precision.
- **Predictive Analysis:** The system uses predictive analysis to forecast potential price moves, allowing traders to stay one step ahead of the market.
- **Risk Management:** NeverLossTrading strongly emphasizes protecting capital through advanced risk management techniques.
- **Adaptability:** The markets are ever-evolving, and NeverLossTrading equips traders with the adaptability needed to thrive in changing conditions.

A Comprehensive Approach to Trading Success

We provide traders with a holistic toolkit for trading success by combining technical analysis, predictive modeling, risk management, and adaptability to empower traders to navigate the markets effectively.

In conclusion, we provide traders with comprehensive indicators and strategies to uncover market potentials and make data-driven decisions. In the dynamic world of financial markets, having the right tools can be the key to unlocking your trading

potential and achieving success. NeverLossTrading stands as a reliable partner on this journey.

At this point, we best share some examples:

Examples

Our daily report for Futures and FOREX highlighted several futures contracts as trade potentials because of their underlying price movement:

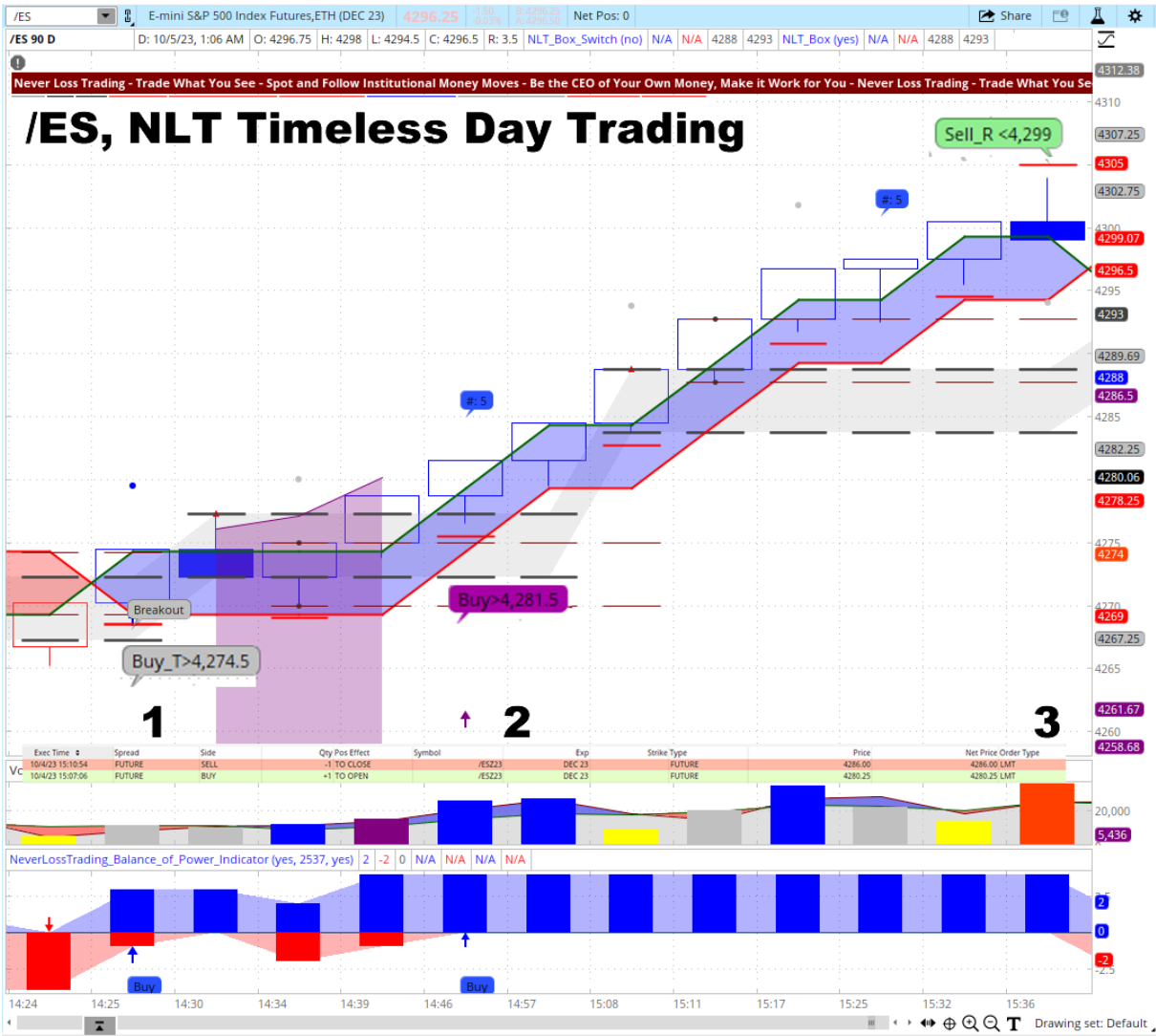
NLT Futures Alert, October 3, 2023

Type	Futures Contract	ETF Opportunity	Determining Daily NLT Signal	Reward/Risk Approximation
S&P 500	/ES[Z23]	SPY	Strong Up	Risky
NASDAQ 100	/NQ[Z23]	QQQ	Strong Up	Risky
DOW 30	/YM[Z23]	DIA	Swing Point	Favorable
30-Year Bond	/ZB[Z23]	TLT	Trend	
10-Year Note	/ZN[Z23]	TLT	Trend	
Euro	/6E[Z23]	FXE	Breakout	Risky
Australian Dollar	/6A[Z23]	FXA		Favorable
Canadian Dollar	/6C[Z23]	FXC	Trend Down Cont.	Acceptable
Crude Oil	/CL[X23]	USO	PowerTower	Risky
Gold	/GC[Z23]	GLD		Favorable

We certainly want to trade where prices move, and that was the case in five of the nine core futures contracts we monitor. Hence, we picked the /ES (E-Mini S&P 500 Futures Contract), our preferred index to trade. In the last column, the risk assessment referred to the daily signal and warned about the setup being risky; hence, we focused on intraday trading with the help of the NLT Timeless Concept: Candles are formed by a system-specified price increment instead of a time increment. We take an example of the most liked futures contract by day traders: the E-Mini S&P 500 Futures contract; however, our systems also work for day trading stock and FOREX.

Price movement has a storyline, and our indicators and studies will help you to transform what you see on the chart into solid trading action by letting the chart tell when to buy or sell.

Trade What You See Example: /ES October 3, 2023



We highlight three situations where our indicators forecasted a high-probability trade setup:

Situation-1: Buy_T > \$4,274.50 gave us a trade potential to the upside where the price started to break out of a price containment. The dot on the chart signified the target, and the red crossbar was the stop for the transaction.

Situation-2: After an NLT Purple Zone, Buy > \$4,281.50 gave another long indication, and the price threshold was ticked out in the next candle and led to a trade to the upside. At this point, traders had two ways of participating in the up-move: either by a momentum trade or by trailing the trade with the red line of the blue frame that accompanied the trade to the upside.

Situation-3: Trend reversal signal and time to take profits.

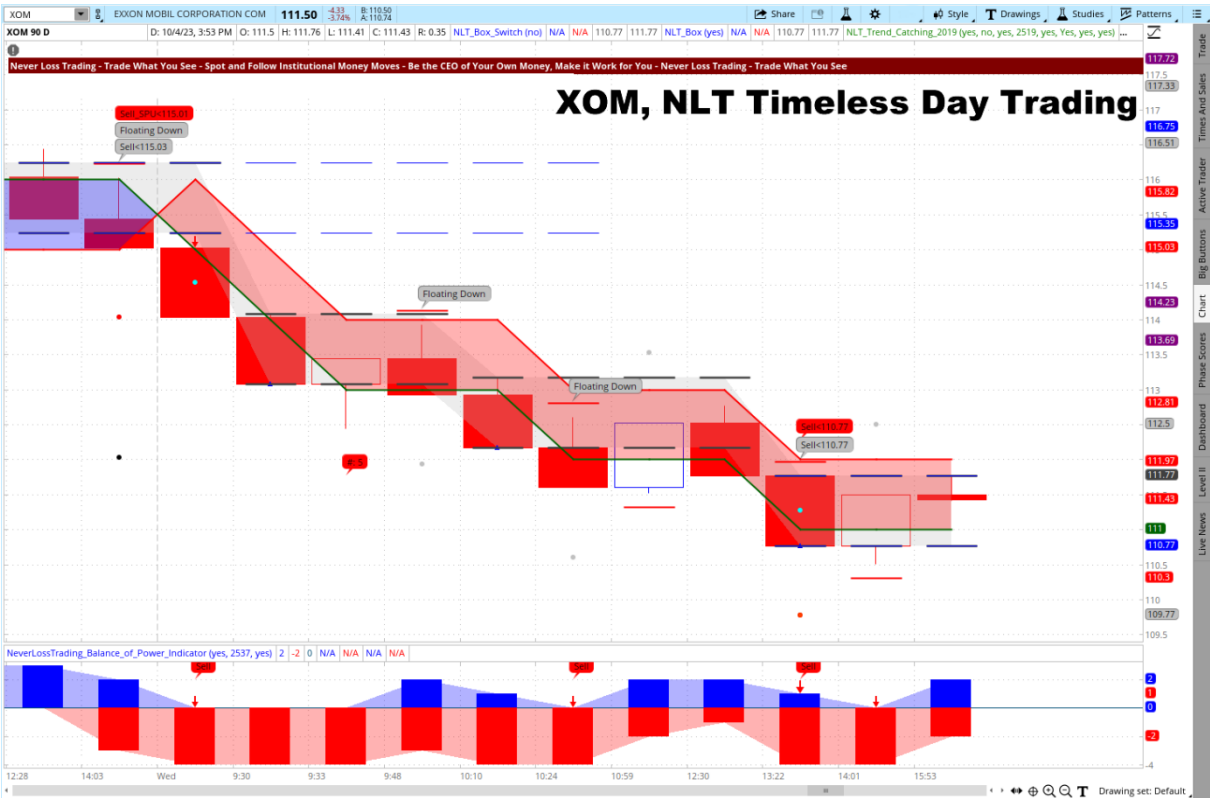
We teach our students one-on-one how to read and act on the chart's specifics.

Sector Analysis, October 3, 2023

S&P 500 Sector Development	Reference Stocks	ETF Opportunity	Determining Daily NLT Signal	Reward/Risk Approximation
S&P 500 Index	SPY	SPY	Swing Point	Favorable
Technology	AAPL, MSFT	XLK	Swing Point	Favorable
Financials	JPM, BAC, BRK.B	XLF	Strong Up	Favorable
Consumer Discr.	AMZN, TSLA, HD	XLP	HF Up	Acceptable
Consumer Staples	PG, CVS, WMT	XLY	HF Up	Favorable
HealthCare	JNJ, UNH, PFE	XLV	Swing Point	Favorable
Communication	META, GOOGL, NFLX, T	XLC	HF Up	Acceptable
Industry	HON, UPS, BA, GE	XLI	Swing Point	Favorable
Energy	XOM, CVX	XLE	PowerTower	Risky
Material	LIN.L, SHW, NEM	XLB	Swing Point	Favorable
Real Estate	AMT, DHI, LEN	IYR	Swing Point	Favorable
Mining	GDX, WPM	GDX	Trend Down Cont.	Favorable
Utility	DUK, SO	XLU	Trend Down Cont.	Favorable

The energy sector stood. By our daily analysis, stocks like XOM and CVX had a risky setup but were intraday tradable with the NLT Timeless Concept:

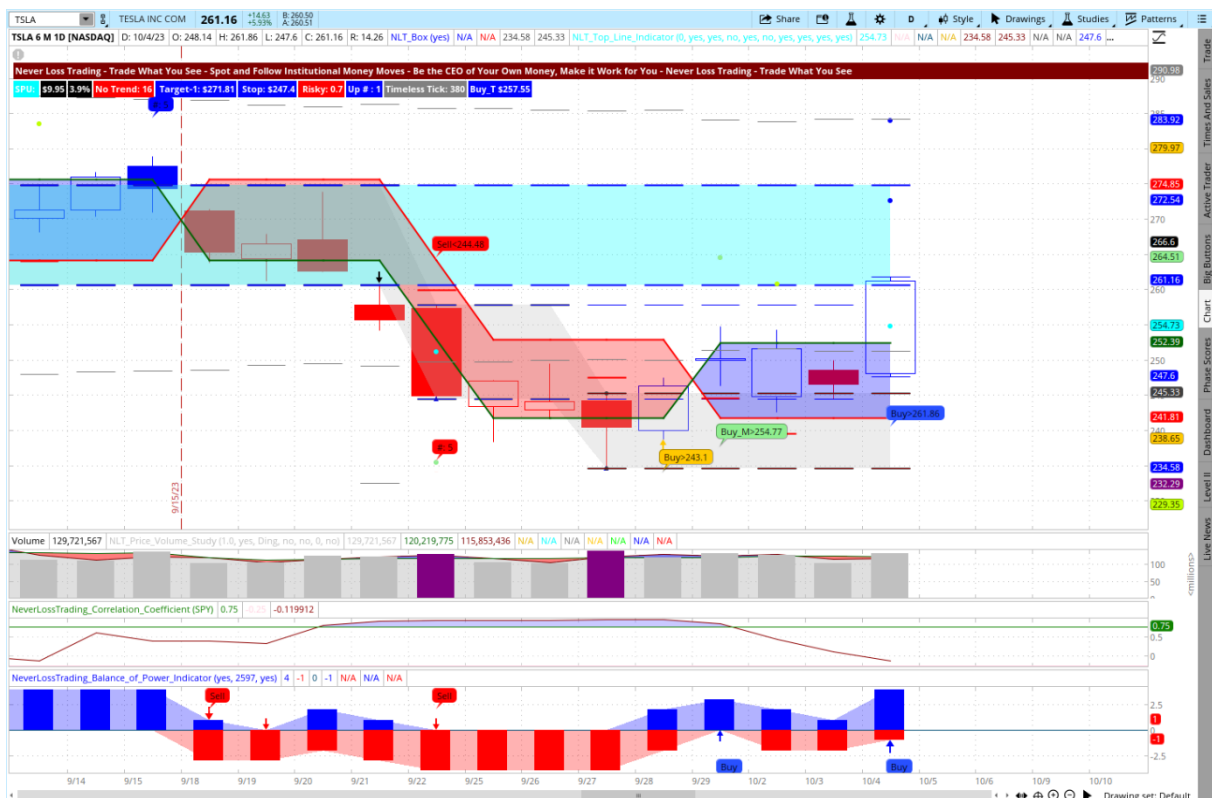
Example: XOM, October 3, 2023



At this point, we let you decide if you could have floated the price movement of XOM to the downside by the signals printed on the chart and with the help of the red line of the red frame that accompanied the price movement.

Swing Trading Example

TSLA is a price-moving solid stock, and you see the price development between 9/13 and 10/4/23.



Dots and lines on the chart build the exit zones. We hope the chart tells you a story to follow, but we also train you to act along the price moves by trading the stock or applying the NLT Delta Force Options Concept, which lets you leverage trade situations and limit risk.

There is a lot to learn, and we have a year-end special where we combine trading systems in a package deal.

contact@NeverLossTrading.com Subj.: Demo

To learn more about our systems and concepts, check out our latest eBook: [The AI Revolution in Trading.](#)



Offer

We equip traders with practical tools and methodologies to identify high-probability trade setups, helping them make informed decisions based on market trends and price action.

Feel invited to be part of it and receive a week of free trade alerts:

contact@NeverLossTrading.com Subj.: Trade Alerts

To send you the appropriate alert, let us know if the assets you trade (stocks, options, futures, FOREX) and your committed style:

- Day trading (opening and closing transactions on the same day)
- Swing trading (holding positions for a couple of days)
- Longer-term Investing (holding positions for weeks or months)

NeverLossTrading offers techniques for precise trade entries and exits, allowing traders to capture optimal returns. With its focus on high-probability setups and systematic approach, NeverLossTrading helps traders improve their trade execution and timing, maximizing their profit potential.

The financial markets are dynamic and ever-evolving, requiring traders to stay updated and continuously learn.

To succeed in trading, you best work with an experienced coach. Our #1 competitive advantage is the support and customer service we offer. Veteran traders have been through more ups and downs than you can imagine. So, experienced pros have probably experienced whatever you're going through. Suppose you are ready to make a difference in your trading. We are happy to share our experiences and help you build your trading business. Trading is not a typical career, and you best learn from those who are long-term in this business to cope with the rollercoaster of the financial markets. We are here to help and provide feedback on what you might be doing right or wrong. Strive for improved trading results, and we will determine which of our systems suits you best. The markets changed, and if you do not change your trading strategies with them, it can be a very costly undertaking. Hence, take trading seriously, build the skills, and acquire the tools needed. Trading success has a structure you can learn and follow.

We have a year-end 2023 offer where we combine multiple systems in package deals (code NLT 2023).

We are looking forward to hearing back from you:

contact@NeverLossTrading.com Subj. Demo, and we will find out which system package suits you best.

Good trading,

Thomas Barmann (inventor and founder of NeverLossTrading)

www.NeverLossTrading.com

[Disclaimer](#), [Terms and Conditions](#), [Privacy](#) | [Customer Support](#)